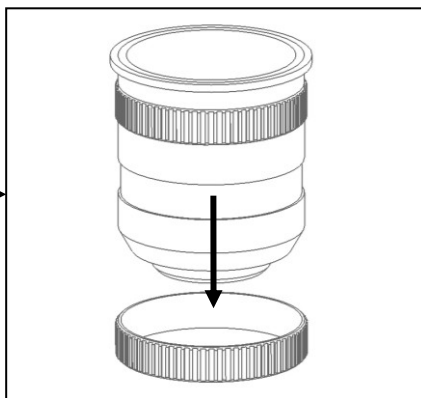


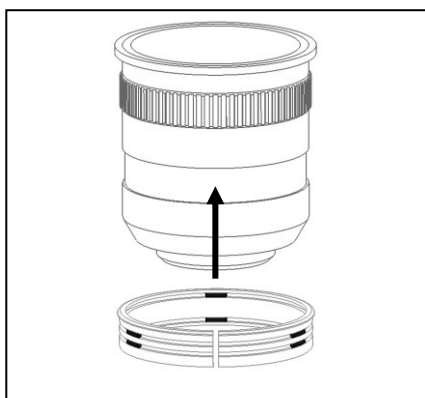
TN1116-Z

Zoom gear for Tokina AT-X Pro 11-16mm F2.8 (IF) DX

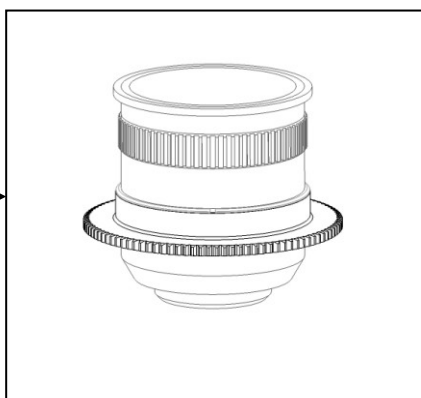
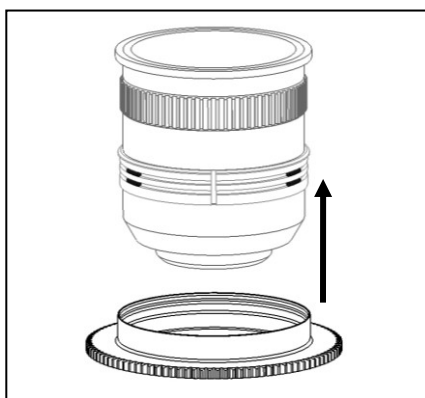
Please follow the instructions below to mount the TN1116-Z on the lens.



1. Remove the rubber ring from the lens carefully.



2. Insert the plastic c-ring of the TN1116-Z onto the rubber ring recess of the lens.



3. Insert the gear ring of the TN1116-Z on the plastic c-ring, as shown in the diagram, until it reaches the flange of the plastic c-ring.

4. The tightness between the TN1116-Z and the lens can be adjusted by removing or adding rubber grips on either sides of the plastic c-ring. Spare rubber grips are included in the package.