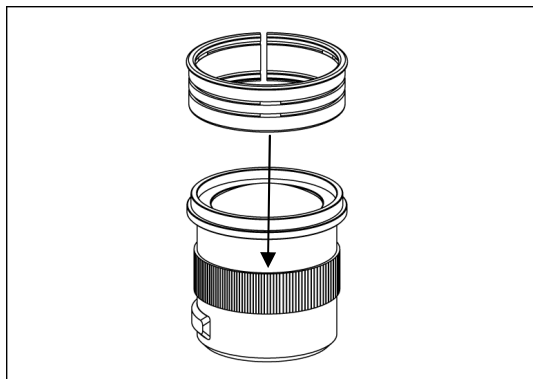


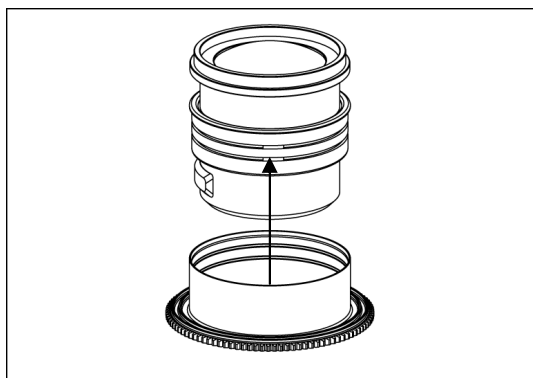
SN1770OSC-Z

Zoom gear for Sigma 17-70mm F2.8-4 DC Macro OS HSM | C

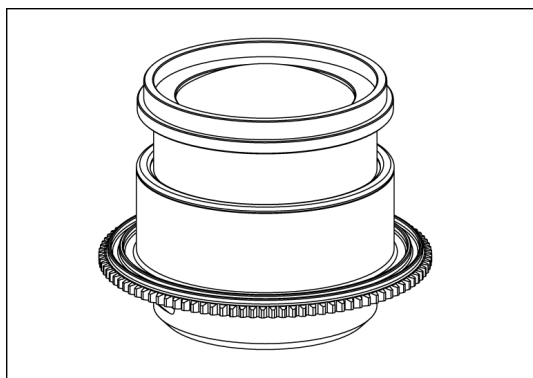
Please follow the instructions below to mount the dedicated zoom gear on the lens.



1. Insert the plastic c-ring as shown and place it over the lens rubber zoom ring.



2. Insert the gear of SN1770OSC-Z on the plastic c-ring until it reaches the flange of the plastic c-ring.



3. To remove the SN1770OSC-Z gear, reverse the above steps.
4. The tightness between the SN1770OSC-Z gear and the lens can be adjusted by removing or adding rubber grips on either sides of the plastic c-ring, spare rubber grips are included in the package.