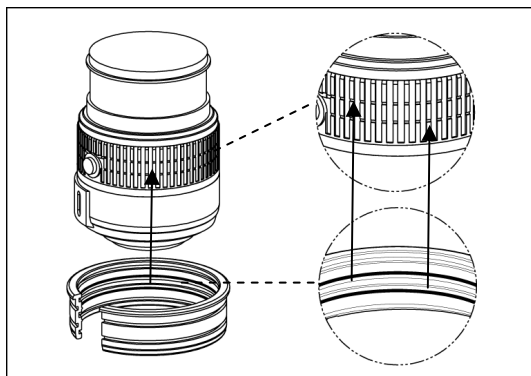


# 19144 N1855VR II-Z

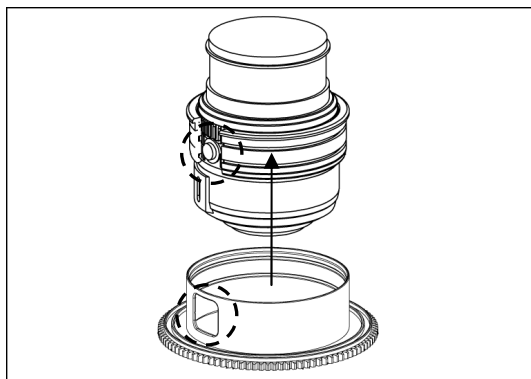
Zoom gear for Nikon AF-S DX NIKKOR 18-55mm  
f/3.5-5.6G VR II

Please follow the instructions below to mount the dedicated zoom gear on the lens.

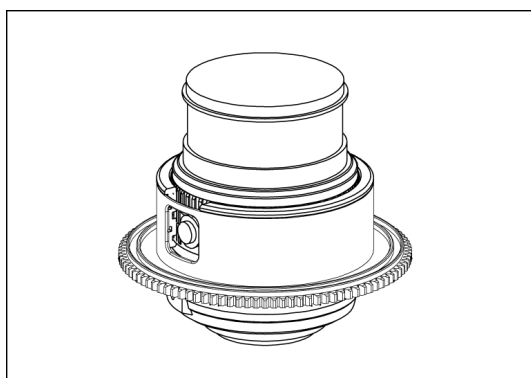


1. Insert the plastic c-ring as shown and place it over the lens rubber zoom ring.

Align the extruded parts of the inner part of the plastic c-ring to grooves on the lens rubber zoom ring as shown.



2. Align the "opening" of the gear with the button on the lens barrel. Insert the gear of N1855VR II-Z on the plastic c-ring until it reaches the flange of the plastic c-ring.



3. To remove the N1855VR II-Z gear, reverse the above steps.
4. The tightness between the N1855VR II-Z gear and the lens can be adjusted by removing or adding rubber grips on either sides of the plastic c-ring, spare rubber grips are included in the package.