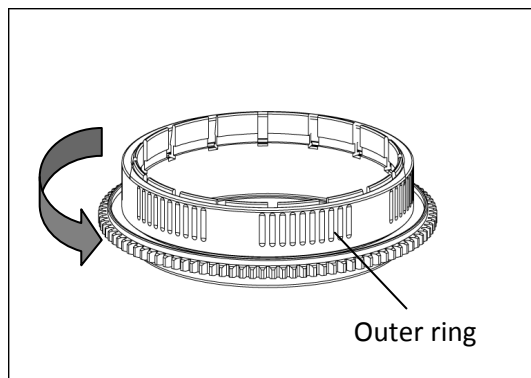


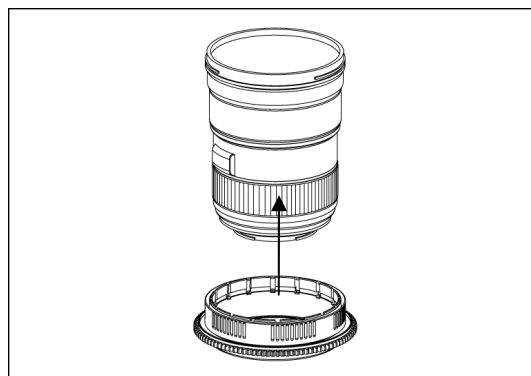
19543 C2470II-Z

Zoom gear for Canon EF 24-70mm f/2.8L II USM

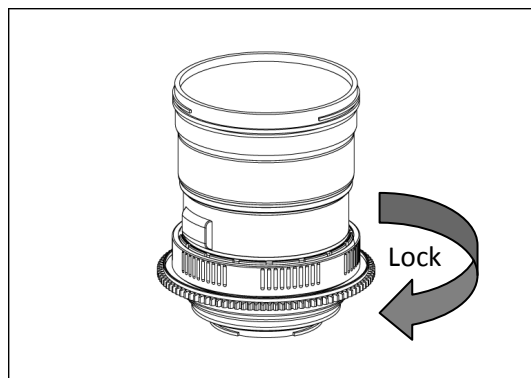
Please follow the instructions below to mount the dedicated zoom gear on the lens.



1. Loosen the zoom gear by turning the outer ring anti-clockwise while holding the toothed part firmly, until it can be inserted onto the lens.



2. Insert the zoom gear as shown and place it over the lens zoom ring.



3. Tighten the zoom gear by turning the outer ring clockwise while holding the toothed part firmly, until it cannot go in any further.

To remove the C2470II-Z gear, reverse the above steps.