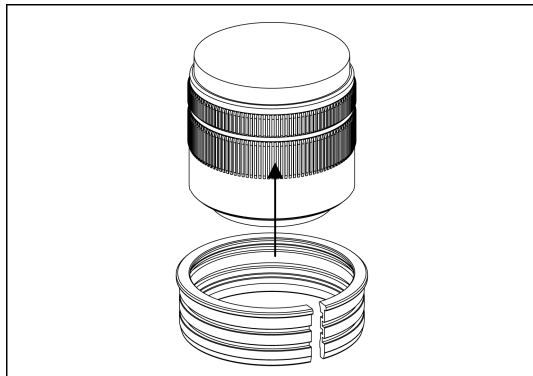


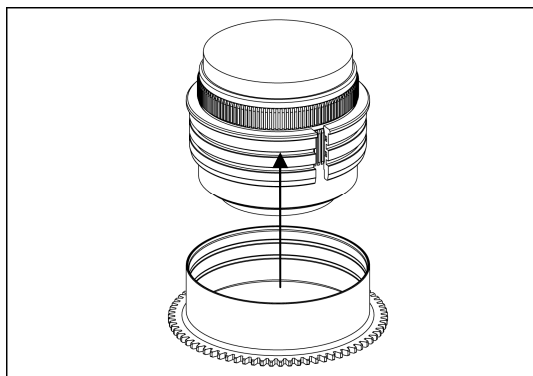
36057 P1442II-Z

Zoom gear for Panasonic LUMIX G VARIO 14-42mm
F3.5-5.6 II ASPH. MEGA O.I.S.

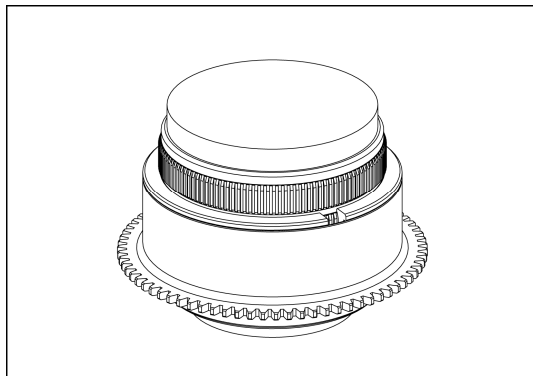
Please follow the instructions below to mount the dedicated zoom gear on the lens.



1. Insert the plastic c-ring as shown and place it over the lens zoom ring.



2. Insert the gear of P1442II-Z on the plastic c-ring until it reaches the flange of the plastic c-ring.



3. To remove the P1442II-Z gear, reverse the above steps.
4. The tightness between the P1442II-Z gear and the lens can be adjusted by removing or adding rubber grips on either sides of the plastic c-ring, spare rubber grips are included in the package.