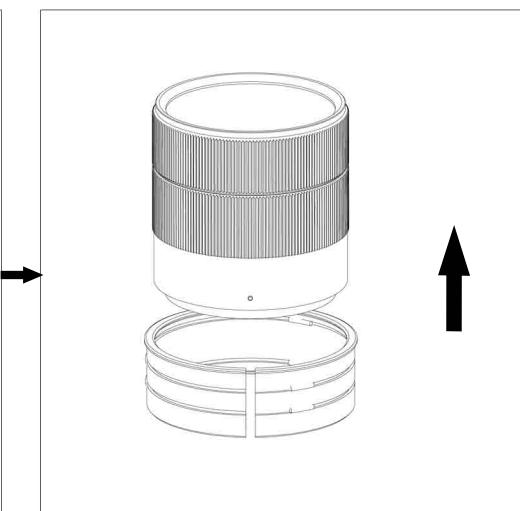



36122 SE1855-Z gear

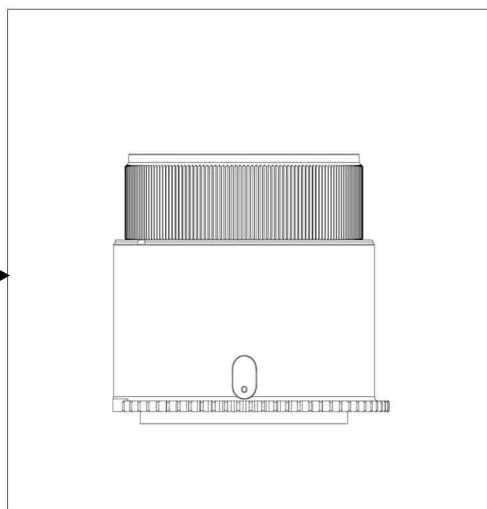
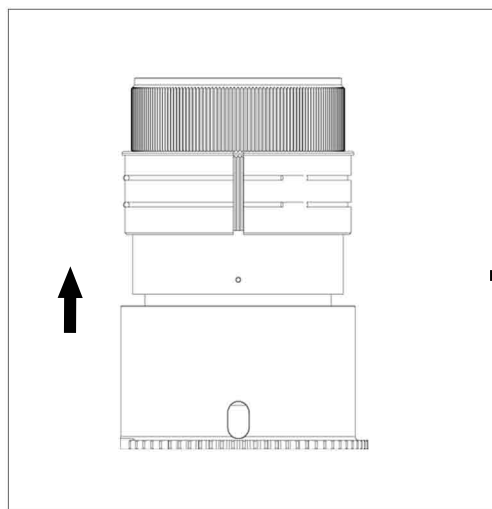
For Sony SEL 18-55mm lens

Please follow the instruction below to mount the zoom gear on the lens



1. Prepare the lens and keep the index mark facing toward you.

2. Insert the plastic c-ring of the SE1855-Z onto the zoom ring of the lens.



3. Align the lens index mark with the hole on the aluminum ring, insert the aluminum ring onto the plastic c-ring until it reaches the flange of the plastic c-ring.

4. The tightness between the zoom gear and the lens can be adjusted by removing or adding rubber grips on either sides of the plastic c-ring, spare rubber grips are included in the package.