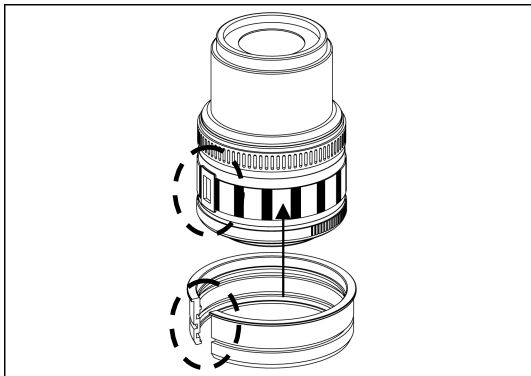


36144 0918-Z

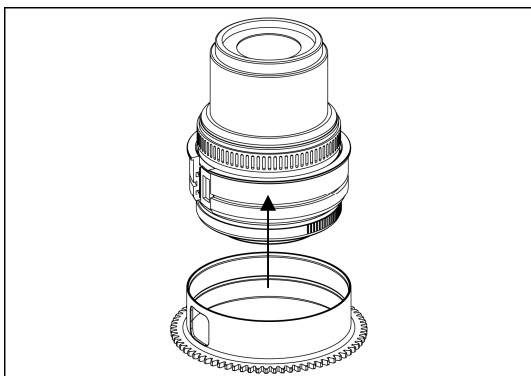
Zoom Gear for Olympus M.ZUIKO DIGITAL 9-18mm F4.0-5.6

Please follow the instructions below to mount the dedicated zoom gear on the lens.



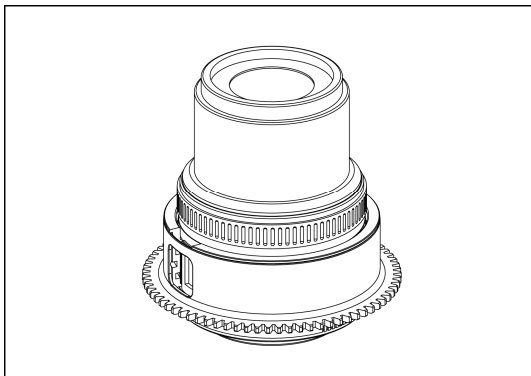
1. Insert the plastic c-ring as shown and place it over the lens rubber zoom ring.

Note that the opening c-ring should align with the lens lock button.



2. Insert the gear of 0918-Z on the plastic c-ring until it reaches the flange of the plastic c-ring.

Note that the opening of the gear should align with the lens lock button.



3. Unlock the lens before mounting it into the housing.
4. To remove the 0918-Z gear, reverse the above steps.
5. The tightness between the 0918-Z gear and the lens can be adjusted by removing or adding rubber grips on either sides of the plastic c-ring, spare rubber grips are included in the package.