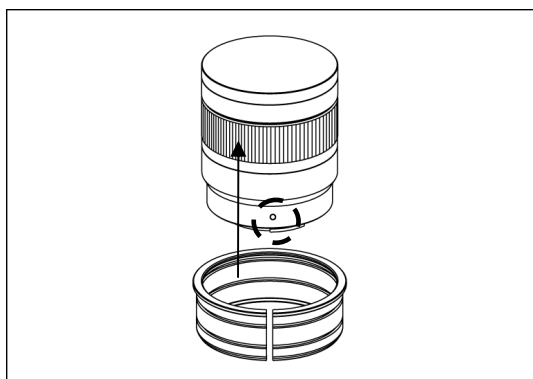


## 36174 SE1670-Z

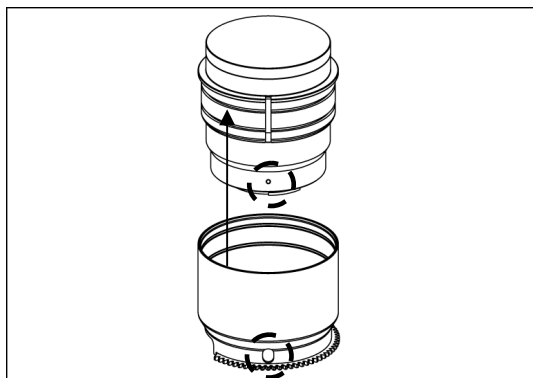
Zoom gear for Sony Vario-Tessar T\* E 16-70mm F4 ZA OSS

Please follow the instructions below to mount the dedicated zoom gear on the lens.

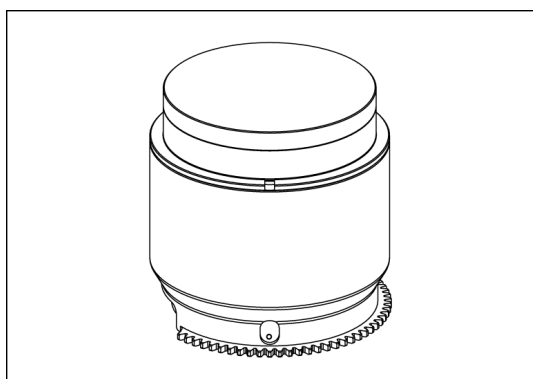


1. Prepare the lens and keep the index mark facing towards you. Retract the lens to its shortest length, i.e. at 16mm focal length.

2. Insert the plastic c-ring onto the zoom ring area.



3. Align the lens index mark with the opening on the gear of SE1670-Z, insert the gear of SE1670-Z on the plastic c-ring until it reaches the flange of the plastic c-ring.



4. To remove the SE1670-Z gear, reverse the above steps.
5. The tightness between the SE1670-Z gear and the lens can be adjusted by removing or adding rubber grips on either sides of the plastic c-ring, spare rubber grips are included in the package.