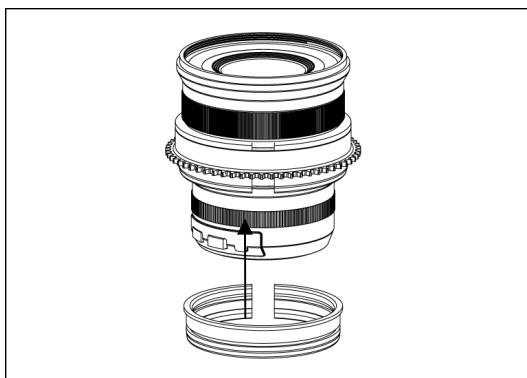


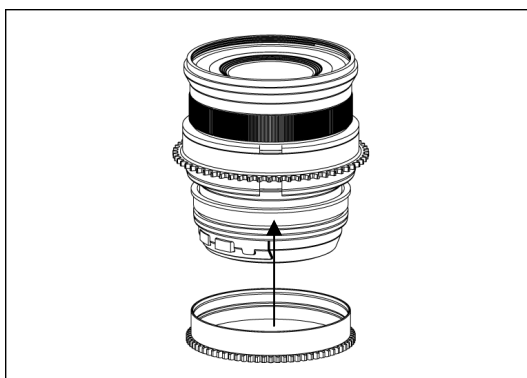
36421 X1024-A

Aperture gear for FUJINON XF10-24mmF4 R OIS

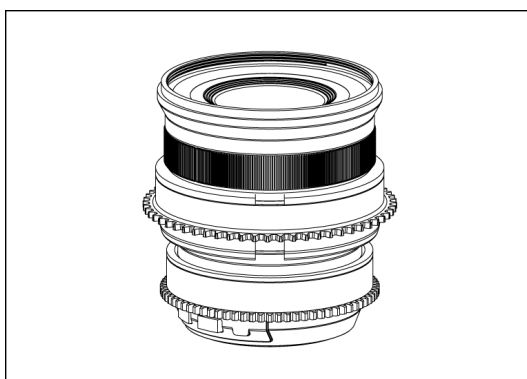
Please follow the instructions below to mount the dedicated aperture gear on the lens.



1. Insert the plastic c-ring as shown and place it over the lens aperture ring area.



2. Insert the gear of X1024-A on the plastic c-ring until it reaches the flange of the plastic c-ring.



3. To remove the X1024-A gear, reverse the above steps.
4. The tightness between the X1024-A gear and the lens can be adjusted by removing or adding rubber grips on either sides of the plastic c-ring, spare rubber grips are included in the package.